

GUSTAFS BF STRIPE XL

GUSTAFS ■■■
DESIGNED FOR EYES AND EARS

CEILING *BF STRIPE XL*


A LINEAR RIB WITH FIRE CLASS A2-s1,d0

Gustafs Stripe XL is a unique product with its fire classification A2-s1,d0. The dark gypsum core of XL Stripe is not sensitive to changes in temperature and humidity which in return maintains the ribs' linearity over time. All together, this unique combination contributes to a rib suited for applications, not only in large areas but also in a wide variety of demanding situations.



DARK GYPSUM CORE

Our Stripe XL is based on a dark fibre gypsum core which has excellent properties regarding dimension stability, impact resistance, fire safety and acoustics, qualities which effectively eliminate most traditional wood-based choices. Altogether, this unique combination results in a rib suited for large areas and a wide variety of demanding situations.



FORM STABILITY

Gustafs Stripe XL with a Dark Fibre Reinforced Gypsum Core, in combination with our unique Capax installation system, guarantees real dimension stability, resulting in 100% straight aligned Ribs over their full lifetime, regardless humidity and temperature changes.



QUICK INSTALLATION

Capax is our unique aluminum profile installation system that provides you a concealed, reliable, quick and cost saving installation. The Quick-Up assembly system guarantees a perfect visual result. No tools are needed to assemble the interlocking components. A demountable version is available, ideal when access to the ancillary systems is required.



STABILITY

Wood based ribs will show bulging or shrinkage when humidity and temperature change. A fiber gypsum rib is considerably less susceptible to these effects. Over time this will result in a planer and more linear installation.



INSTALLATION

All Gustafs Linear solutions are installed with an extremely user-friendliness provided by the Capax Quick-Up concept, with interlocking components, eliminating the need for tools and offering demountable installations.



SUSTAINABILITY

Using a fiber gypsum core naturally results in extremely low emissions and a very high rate of recycled content. Being located in Sweden gives us the opportunity to produce with renewable power sources only.



FIRE

The high density nonflammable core and the surface veneer's strongly bound adhesion to the fiber gypsum rib give our ribs the classification "Reaction to fire A2-s1,d0"



ACOUSTICS

Our linear system automatically gives a relatively large open area of 24% which warrants for a good sound absorption over a wide band of frequencies. The three dimensional shape will also act like a sound diffuser.



veneer

Wood has a natural variation in structure and colour tone which ages in harmony with nature. The fact that wood is a natural material is an intrinsic aspect of its charm and attraction. It goes without saying that we do our outmost to fulfill requests for other veneers. We offer two choices of genuine veneer, NATURE and GEMINI.

lacquer & gloss

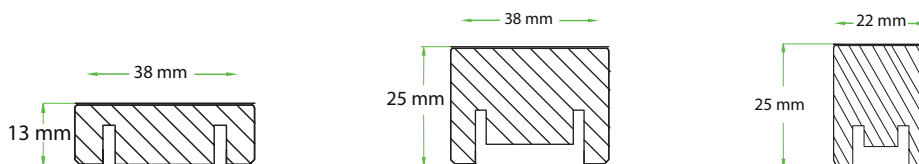
Prior to delivery the ribs are given a resilient and attractive surface finish. A clear lacquered finish is by far the most common maintenance-free and durable finish for wooden surfaces. Utilizing a multi-stage lacquering process, our surface finish achieves these demands while aspiring to maintain technical aspects such as our fire retardation and environmental goals.

STRIPE XL DESIGN

customized standard

The Stripe XL ribs are available in two different thicknesses; 13 and 25 mm.

The standard width is 38 mm. Using our standard installation method, the gap between the ribs is 12 mm. You can also combine different dimensions.




GUSTAFS ACOUSTIC BF STRIPE XL

ACOUSTICS	Typ	Spacing	Slott (D)	Ribs on cc	Open area	WALL: 45 mm insulation + 30 mm air void (Hz/αp)								CEILING: 45 mm insulation + 200 mm air void (Hz/αp)							
						αw	NRC	125	250	500	1000	2000	4000	αw	NRC	125	250	500	1000	2000	4000
Sound absorption	Linear	12 mm	∞	50 mm	24%	0,70-C	0,80	0,30	0,90	1,00	0,75	0,60	0,65	0,70-C	0,80	0,50	0,95	0,85	0,75	0,60	0,65
	Linear*	12 mm	∞	50 mm	24%	0,65-C	0,70	0,05	0,35	0,90	0,90	0,70	0,65	-	-	-	-	-	-	-	-
	Linear	62 mm	∞	100 mm	62%	-	-	-	-	-	-	-	-	0,95-A	1,00	0,35	0,95	1,00	1,00	0,95	0,75

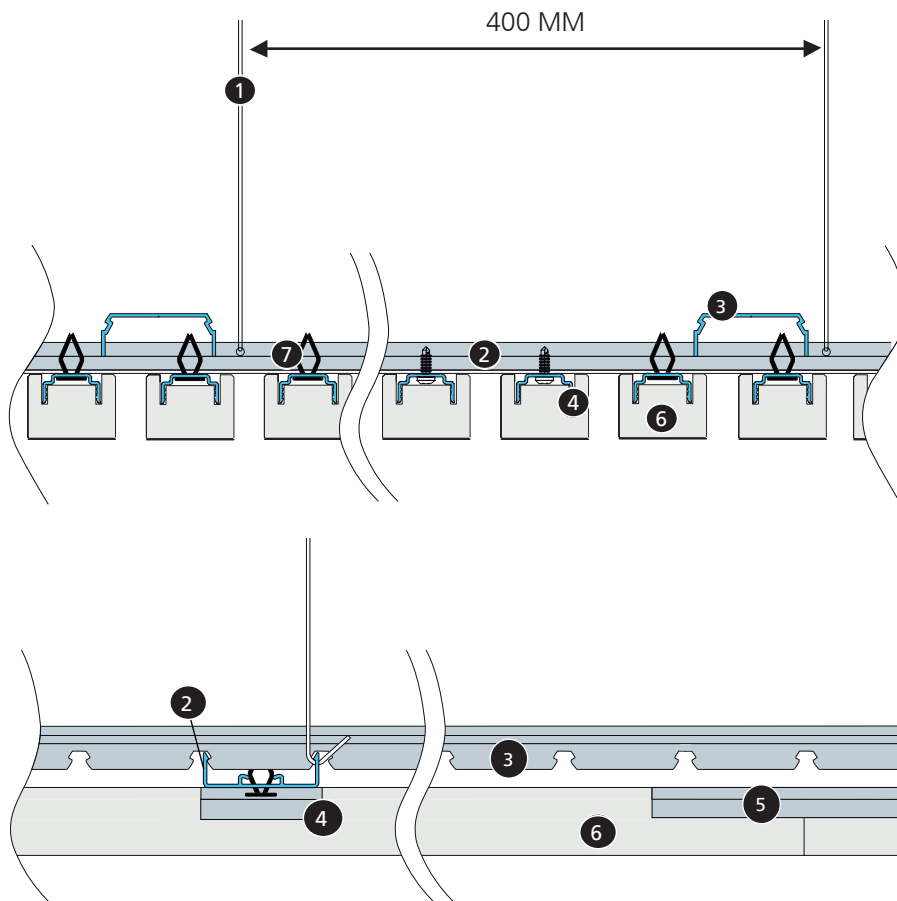
* Tested with 17 mm insulation only, no air void

CEILING INSTALLATION



1. Ceiling hanger
2. Suspending Capax BASE-C
3. Distance Capax 3262
4. Capax U-Fix 50
5. Capax in-line connector
6. Gustafs Stripe XL
7. Spring clips
8. Acoustex, Acoustic felt

CAPAX CEILING SUSPENSION



CAPAX CEILING PROFILES



BASE-C Ceiling Carrier



3262 – Distance profil,
with cuts every 50 mm

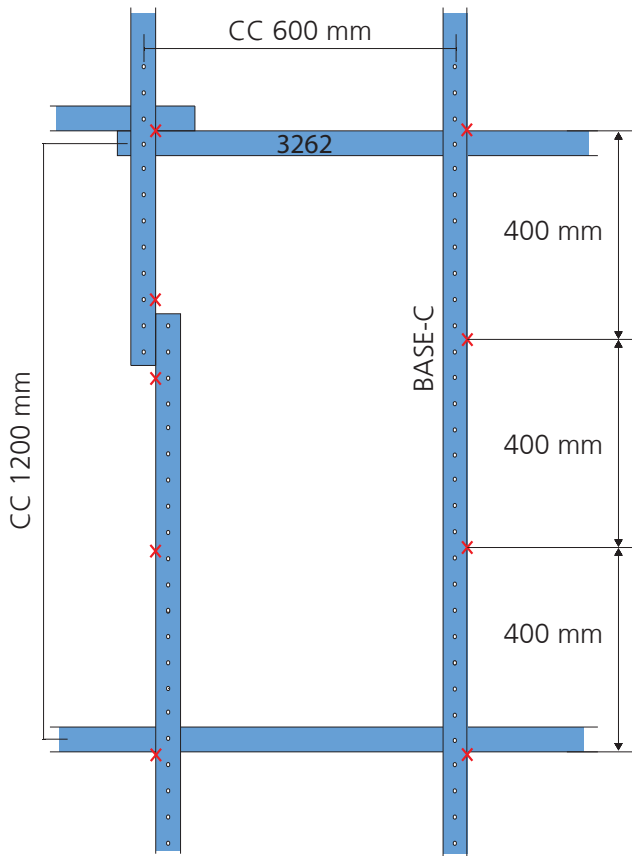


U-FIX-50, Gripper for Ribs,
with hole, length 50 mm



U-FIX-200, Inline connector

CEILING INSTALLATION



1. For ceiling use the maximum thickness of Stripe XL is 25 mm for CC 50 mm installations.
2. Suspend the Capax profiles BASE-C (2) with 600 mm in between.
3. The connection of BASE-C to the ceiling has to be made every 400 mm.
4. Snap the distance Capax 3262 (3) to the BASE-C profile every 1200 mm and secure the position with a self-drilling screw in the intersections.
5. Optionally install an Acoustex felt with some self-adhesive tape to keep it in place during the installation.
6. Attach the Capax U-FIX clips (4) flush to the BASE-C profile with de-mountable clips or permanent screws. This step will also hold the Acoustex in place permanently.
7. Twist the U-FIX (4) clips 90° into a perpendicular position to the BASE-C.
8. Press the Stripe XL (6) onto the U-FIX clips and if needed carefully use a squeezing clamp.
9. Optionally install an insulation material on top to fill the air gap behind the Stripe XL.
10. Free hanging Stripe XL-ends should not be longer than 200 mm.

X = Suspension points

DEMOUNTING



DEMOUNTING

When the Ribs are installed with the spring clips, they can be demounted by gently pulling close to all the points of connection (U-FIX + spring clip), starting at one of the ends. Do not try to pull down the whole Rib by pulling at one of the ends only.

RE-INSTALLING

In the case of a re-installation of a removed Rib, be sure all spring clips are properly aligned with the center of the holes in the BASE-C or BASE-W profiles before pressing firmly home.

INSTALLATION DETAILS

CONCEALED AND SIMPLE, STANDARD




STANDARD CURVED DOWN TO 300MM RADIUS



HATCHES



END FINISH



FIRE CLASSIFICATIONS

Fire Classifications Gustafs BF Stripe XL

GUSTAFS
DESIGNED FOR EYES AND EARS

System	Core Material	Modell	VENEER				HPL		CPL		FOIL		
			Lacquer	Stain	Paint	Print	-	Print	-	Print	-	Paint	Print
Gustafs BF Stripe XL	High Density Fibre Gypsum	Rib	A2-s1,d0	A2-s1,d0	A2-s1,d0	A2-s1,d0	-	-	-	-	A2-s1,d0	A2-s1,d0	A2-s1,d0
	HIR Sandwich	Rib	B-s1,d0	B-s1,d0	B-s1,d0	B-s1,d0	-	-	-	-	B-s1,d0	B-s1,d0	B-s1,d0
	FR-MDF (B-s1,d0)	Rib	Core Class	Core Class	Core Class	Core Class	-	-	-	-	Core Class	Core Class	Core Class
	MDF	Rib	D-s2,d0	D-s2,d0	D-s2,d0	D-s2,d0	-	-	-	-	D-s2,d0	D-s2,d0	D-s2,d0

SHORT FACTS

Type	Gustafs BF Stripe XL Rib System – A2 fire class
Core	Reinforced fibre gypsum, high density, 1200 kg/m ³
Backside design	Grooved for use with the concealed Capax installation system
Acoustic felt	Black, Gustafs Acoustex 0,2 mm B-s1,d0 Black, Gustafs Acoustex 0,1 mm A1-s1,d0 White, Gustafs Acoustex 0,2 mm B-s1,d0 Grey, Gustafs Acoustex 0,2 mm B-s1,d0
Standard	13x38x2970 mm
Dimensions	25x38x2970 mm
(TxWxL)	25x22x2970 mm
Customized	25x88x2970 mm, and other shorter lengths
Dimensions	
(TxWxL)	
Installation system Ceiling	Gustafs Capax aluminium profiles and clips, containing: A grid using Capax Base-C battens installed cc 600 mm perpendicular to the ribs + a distance profile 3262 every 1200. The ribs are connected to the Base-C profile by concealed U-FIX clips every 600 mm of rib length (5 pcs U-FIX per 2400 mm rib length and 42 pcs of U-FIX per m ² .)
Reaction to Fire	A2-s1,d0 (EN 13501-1) (Valid for the whole system, the ribs including the surface, the surface treatment, the installation with a void filled with insulation, and allowing all kinds of post treatments like cutting)
TVOC	Approved emissions (EN ISO 16000-9)
Formaldehyde	Approved emissions (EN 717-1)
Urea formaldehyde	Not added
Recycled Material	17% Post Consumer
Certified Wood	FSC available, Certificate Code: SCS-COC-005137
EPD	Available
Production Site	City: Gustafs / country: Sweden
Life time	Expected > 50 years

Gustafs Scandinavia AB
Stationsvägen 1
SE-781 60
Gustafs, Sweden

Tel: +46 (0)243 79 20 20
Email: info@gustafs.com
www.gustafs.com

GUSTAFS
DESIGNED FOR EYES AND EARS