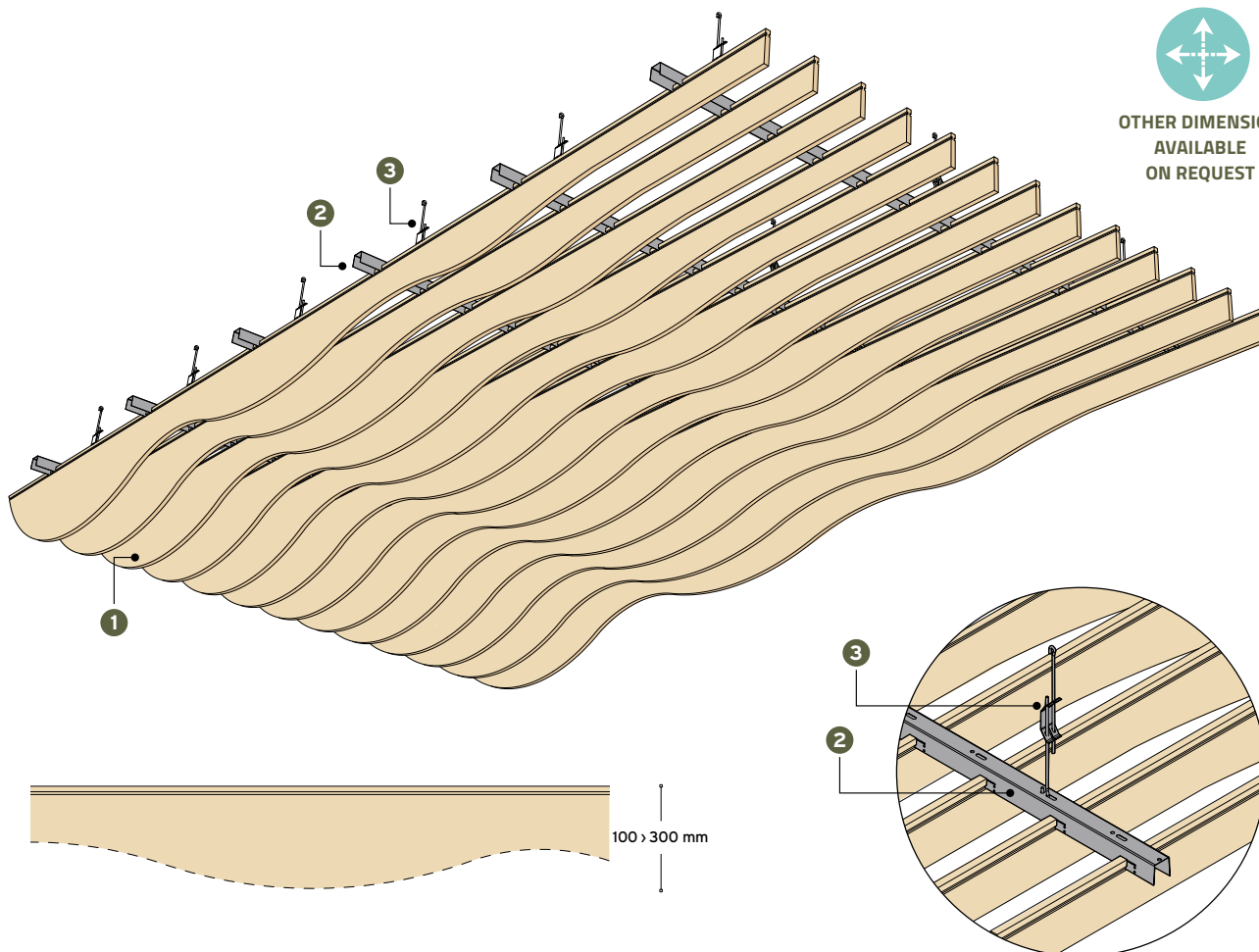


LAMELLA 303 TWISTED SYSTEM



OTHER DIMENSION
AVAILABLE
ON REQUEST

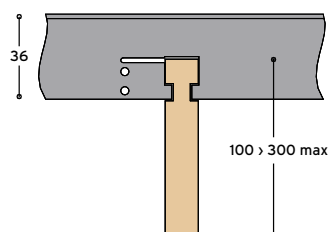


SLAT LAMELLA

dimension	type
H 100 > 300 mm max	MELAMINE
L 3600 max	REAL VENEER

GRID SYSTEM STRUTTURA

- CWF



1

slat
lamella
H 100 > 300 mm max



2

T 91/N main runner
profilo portante
32x36x4000 mm

3

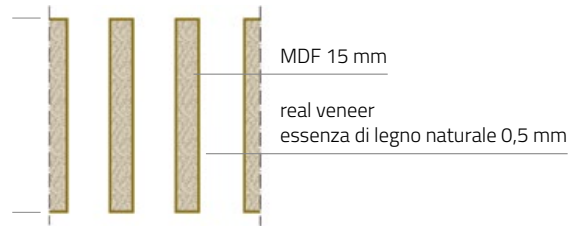
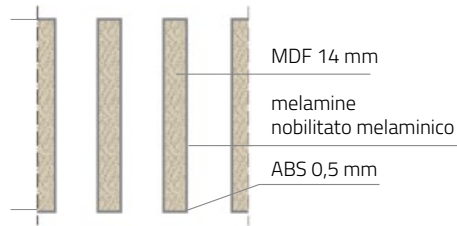
SOR suspension
sospensione

SAMPLE COMPOSITIONS



TYPE OF PANELS

LAMELLA - MDF HIGH DENSITY



MDF HIGH DENSITY

Internal bond · Resistenza allo strappo	EN 319	0,65 / 1,1 N/mm ²
C.R.F.	EN 310	22 / 35,1 N/mm ²
M.O.E.	EN 310	2500 3180 N/mm ²
Thickness swelling 24H (max) · Rigonfiamento 24H (max)	EN 317	15,0 / 12,3 %
Surface soundness · Strappo superficiale	EN 311	1,2 / 1,8 N/mm ²
MDF Density · Densità	EN 323	780 Kg/m ³ +/- 5%
Thickness Tolerance · Tolleranza di spessore	EN 324-1	+/- 0,2 mm
Length and width tolerance · Tolleranza lunghezza e larghezza	EN 324-1	+/- 0,3 mm
Squareness · Squadro	EN 324-2	+/- 0,3 mm
Moisture content · Umidità	EN 322	4% - 11%
Grit content · Contenuto in silice	ISO 3340	< 0,05%
Formaldehyde · Formaldeide	EN 120	< 9 mg / 100 g
Fire reaction class · Classe di reazione al fuoco		B s2 d0

MODULARITY

LAMELLA

rectangular

100	<input type="text"/>	<input type="text"/>	<input type="text"/>
150	<input type="text"/>	<input type="text"/>	<input type="text"/>
200	<input type="text"/>	<input type="text"/>	<input type="text"/>
300	<input type="text"/>	<input type="text"/>	<input type="text"/>
	1200	1800	3600



OTHER DIMENSION AVAILABLE ON REQUEST

FINISHES

MELAMINE

> LAMELLA



oak rock white



elm tafira




oak italia



oak bruges



walnut athens




bavaria beech



white

REAL VENEER

> LAMELLA




maple



wengè



beech



cherry



zebrano



ash tree




walnut 1



walnut 2



mahogany



oak

The colour card shown on this page is purely for information purposes; please request samples. Please contact CBI Europe's Technical Office for special colour re-

quirements which will be supplied only for orders of at least 800 sq.m. Wood system accessories are finished in aluminium or wood.